

SUNDAY MORNING OUTDOOR BOWLS LEAGUE 2014

DIVISION ONE

POS	TEAM	PLAYED	WON	LOST	DRAWN	SHOTS		SHOTS+/-	POINTS	
						FOR	AGAINST			
1	ASHDOWN	14	10	3	1	289	201	88	21	**
2	C.S.S.C	14	9	5	0	260	193	67	18	
3	HOLLINGTON A.	14	8	4	2	266	217	49	18	**
4	WHEATSHEAF A	14	9	5	0	249	231	18	18	
5	MOUNT PLEASANT	14	5	6	3	212	235	-23	12	***
6	JOY'S GUNNERS	14	6	8	0	207	265	-58	12	**
7	GENERAL HAVELOCK	14	4	8	2	234	253	-19	10	
8	FOUNTAIN I	14	1	13	0	160	282	-122	-1	***




DIVISION TWO

POS	TEAM	PLAYED	WON	LOST	DRAWN	SHOTS		SHOTS+/-	POINTS	
						FOR	AGAINST			
1	FOUNTAIN II	14	11	2	1	339	171	168	23	
2	BILKOS WANDERERS	14	10	4	0	260	199	61	20	
3	ALLSORTS	14	8	6	0	282	211	71	16	
4	EGGHEADS	14	8	6	0	273	209	64	16	
5	SILVERHILL A	14	6	7	1	267	235	32	12	*
6	NORTH STAR ROCKETS	14	5	9	0	204	307	-103	10	
7	SELEBI	14	4	9	1	186	286	-100	8	
8	PUCKERED RUCKERS	14	2	11	1	161	353	-192	5	

DIVISION THREE

POS	TEAM	PLAYED	WON	LOST	DRAWN	SHOTS		SHOTS+/-	POINTS	
						FOR	AGAINST			
1	ARROWS A	20	16	4	0	439	263	176	32	**
2	MARINA FOUNTAIN	20	15	5	0	413	289	124	30	**
3	SILVERHILL B	20	10	9	1	297	360	-63	17	***
4	THE DUKE	20	8	11	2	317	323	-6	15	*
5	ARROWS B	20	6	13	1	296	397	-101	12	***
6	SEAVIEW PROJECT	20	4	14	2	262	392	-130	5	*

- * Indicates points deducted for non fielding of team
- ** Indicates points awarded for average win
- *** Indicates points 1 point deducted and 2 points awarded

-  Indicates Division Champions. Automatic Promotion.
-  Indicates Promotion dependant upon how many Teams enter next season
-  Indicates Demotion dependant upon how many Teams enter next season